

JADE SERIES

Direct Vent Gas Fireplaces



Available IntelliFire®
app and voice control





Jade Series Direct Vent Gas Fireplaces

The Jade fireplace helps you unwind and rebalance with a ribbon of continuous flame and a soothing style. With its great looks, many features, easy operation and the reliability of Majestic, life is better. Sit back, relax and enjoy your home with the Jade fireplace from Majestic.

Quick Look

- Stunning continuous flame in a popular linear design, available in 32" or 42" models
- Customize the interior with fade-resistant reflective black glass interior panels, driftwood logs, natural stones, glass firebed colors and LED accent lighting
- Select from the IntelliFire® app, touchscreen remote, or wireless wall switch for the solution that fits your life
- Optional Passive Heat™ disperses heat naturally (no fan), reducing wall temperatures for TV placement 12" above the fireplace without a mantel
- Enjoy your fireplace any season by using heat distribution kits to direct heat where you want it, inside or outside your home

Customize your fireplace


Select your front and finish



Clean Face Trim available in Black, Bronze and Pewter (Black only for 32")



Picture Frame Front available in Charcoal



Black



Charcoal



Pewter



Bronze



Clean face front in pewter, fade-resistant black glass interior panels, natural stones, LED accent lighting



Picture frame front in charcoal, fade-resistant black glass interior panels, driftwood logs, sapphire glass, LED accent lighting

Select your interior options



Bronze Glass (comes standard)



Diamond Glass



Sapphire Glass



Onyx Glass



Driftwood Logs



Natural Stone Kit



LED Accent Lighting



Fade-Resistant Reflective Black Glass Interior Panels

Controls

IntelliFire App – All the features of a remote control with an app installed on your smart device. Monitor your fire from anywhere or even control it with the sound of your voice. IntelliFire is compatible with voice assistants Amazon Alexa and Google Assistant.



Touchscreen Remote – Features: on/off, flame height adjustment, fan speed, lights adjustment, thermostat mode, room temperature readout, child lock, timer mode, battery backup, cold climate mode, power vent, wall docking station (fan, lights and power vent are dependent on your fireplace).



Wireless Wall Switch – Features: on/off, battery strength indicator, cold climate mode



LED Accent Lighting Control – LED accent lighting is set to desired color when installed. An optional LED light switch allows user to change the color at any time.

Heat Management Solutions

Technologies to help you manage the heat throughout your house.

Passive Heat™ Kit Passive heat disperses heat naturally without moving parts, to allow TVs to be mounted 12" above the fireplace without a mantel or shelf.

Heat-Zone® Kit Reduce wall temperatures and redirect up to 50% of the heat from your fireplace to another room in your home.

Heat-Out® Kit Redirect up to 40% of the heat from your fireplace and direct it outside for comfort year round.

Optional Fan Move heat directly into the room for added comfort.

Technology

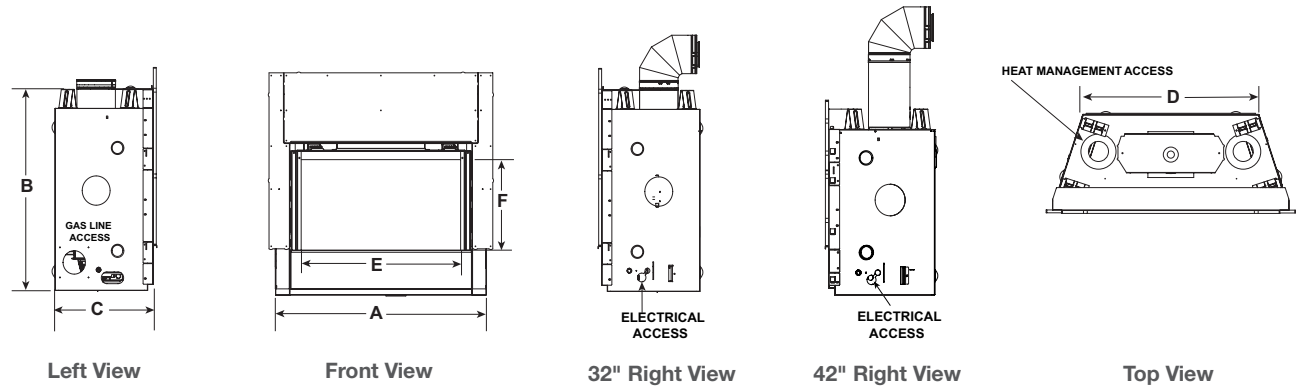
IntelliFire Touch® Ignition System IntelliFire Touch is our most advanced intermittent-pilot ignition (IPI) system, making operating your appliance simple, smart and safe. Select from the IntelliFire app, touchscreen remote or wireless wall switch for the solution that fits your life.

Direct Vent Technology

Direct Vent fireplaces remove 100% of combustion exhaust and odors from your space. These sealed fireplaces provide optimal heat, conserve energy and ensure clean indoor air quality.

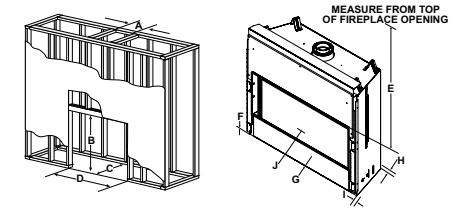
Technical Specifications

MODEL	FRONT WIDTH (A)		HEIGHT (B)		DEPTH (C)		REAR WIDTH (D)		GLASS SIZE (E X F)	BTU/HR INPUT
	ACTUAL	FRAMING	ACTUAL	FRAMING	ACTUAL	FRAMING	ACTUAL	FRAMING		
Jade 32"	36" (914)	37" (940)	38-1/16" (967)	36-1/2" (927)	17-3/4" (451)	17-3/4" (451)	25-3/4" (654)	37" (940)	27-1/4" x 15-1/4" (692 x 337)	19,000 (NG) 16,500 (LP)
Jade 42"	48" (1219)	49" (1245)	33-11/16" (856)	32-3/4" (832)	17-3/4" (451)	17-3/4" (451)	37-3/4" (959)	49" (1016)	39" x 15-1/4" (991 x 337)	25,250 (NG) 23,500 (LP)



Framing Dimensions

MODEL	A	B	C	D	E	F	G	H	I	J
Jade 32"	8-5/8" (219)	36-1/2" (927)	17-3/4" (451)	37" (940)	31" (787)	0" (0)	0" (0)	1/2" (13)	1/2" (13)	36" (914)
Jade 42"	8-5/8" (219)	32-3/4" (832)	17-3/4" (451)	49" (1245)	31" (787)	0" (0)	0" (0)	1/2" (13)	1/2" (13)	36" (914)



Dimensions are in inches and millimeters. Product information is not complete and is subject to change without notice. Product installation must adhere strictly to instructions shipped with product. We recommend measuring individual units at installation. NOTE: Combustible material should not cover the face. Refer to installation manual for detailed specifications on installing this product. Hearth & Home Technologies® reserves the right to update units periodically. Actual product appearance, including flame, may differ from product images.

Efficiencies EnerGuide (CSA P.4.1-15) is the official Government of Canada mark associated with the labelling and rating of the energy consumption or energy efficiency of specific products.


JADE32	JADE42
51.0% (NG) / 51.6% (LP)	63.8% (NG) / 69.9% (LP)



For more information about Majestic efficient and environmentally friendly products, please visit www.majesticproducts.com.

Limited Lifetime Warranty¹

The strongest in the industry, Majestic provides a limited lifetime warranty on gas-burning products of the most important aspects: firebox and heat exchanger.



Your Majestic Dealer:

¹: For full warranty details go to majesticproducts.com. The information provided in this literature is for planning purposes only and subject to change. Please consult the installation manual for actual installation. Actual product appearance may differ from product images. Fireplace, stove and insert surfaces get extremely HOT and can cause severe burns if touched. Keep a safe distance away. To learn more visit www.majesticproducts.com. ©2020 Hearth & Home Technologies® Google and Google Home are trademarks of Google LLC. Amazon, Alexa, and all related logos are trademarks of Amazon.com, Inc. or its affiliates.